



SOCIAL SECURITY & HOUSING FINANCE CORPORATION (SSHFC)

**FINANCIAL STATEMENTS & REPORTS
FOR THE YEAR ENDED 31ST DECEMBER 2022**

**AUGUSTUS PROM (AP)
AUDIT. TAX. ADVISORY.
REGISTERED AUDITORS**

**OFF BERTIL HARDING HIGHWAY
KANIFING INSTITUTIONAL AREA - BAKAU
KSMD
P O BOX 587
THE GAMBIA**

AUGUST 2023

Contents	Pages
General Information	3-4
Directors Report	5-6
Federated Pension Fund (FPF)	
Independent Auditors Report	8-11
Income Statement	12
Statement of Financial Position	13
Statement of Changes in Members Fund & Reserves	14
Statement of Cash Flow	15
Notes to the Financial Statements	16-24
National Provident Fund (NPF)	
Independent Auditors Report	26-29
Income Statement	30
Statement of Financial Position	31
Statement of Changes in Members Fund & Reserves	32
Statement of Cash Flow	33
Notes to the Financial Statements	34-43
Housing Finance Fund	
Independent Auditors Report	45-48
Income Statement	49
Statement of Financial Position	50
Statement of Changes in Members Fund & Reserves	51
Statement of Cash Flow	52
Notes to the Financial Statements	53-62
Industrial Injury Compensation Fund	
Independent Auditors Report	64-67
Income Statement	68
Statement of Financial Position	69
Statement of Changes in Members Fund & Reserves	70
Statement of Cash Flow	71
Notes to the Financial Statements	72-78

Consolidated Financial Statements

Consolidated Income Statement	80
Consolidated Balance Sheet	81

General Information

Directors

Oreme Joiner	Chairman
Buba Sanyang	Member
Abdoulie Tamedou	Managing Director (<i>Up to June 2022</i>)
Saloum Malang	Managing Director (<i>From June 2022 to Date</i>)
Memunatu Junisa	Member
Abdoulie Jallow	Member
Alhagie Alieu Faal	Member
Abubakar Darbo	Member

Secretary

Fabuka Njaay	SSHFC
--------------	-------

External Auditors

Augustus Prom
Audit.Tax. Advisory
Registered Auditors
Off Bertil Harding Highway
Kanifing Institutional – *Bakau*
P.O.BOX 587, The Gambia

Bankers

Standard Chartered Bank (Gambia) Ltd 8 ECOWAS Avenue Banjul, The Gambia	EcoBank (Gambia) Ltd 42 Kairaba Avenue KSMD, The Gambia
Trust Bank Limited 3-4 ECOWAS Avenue Banjul, The Gambia	VISTA Bank (Gambia) Ltd 48 Kairaba Avenue KSMD, The Gambia
Arab Gambian Islamic Bank Ltd ECOWAS Avenue Banjul, The Gambia	Mega Bank (G) Ltd 11 Liberation Avenue Banjul, The Gambia
Guaranty Trust bank (Gambia) Ltd 56 Kairaba Avenue Serrekunda, The Gambia	Skye Bank (Gambia) Ltd Kairaba Avenue KSMD, The Gambia
Access Bank (Gambia) Ltd 47 Kairaba Avenue KSMD, The Gambia	Zenith Bank (Gambia) Ltd 49 Kairaba Avenue KSMD, The Gambia
Bank Saheliene for Investment (BSIC) Kairaba Avenue Fajara, The Gambia	FBN Bank Gambia Kairaba Avenue KSMD, The Gambia

Solicitors

Hawa Sisay Sabally
No 60B Antouman Faal Street
Banjul
The Gambia

Solie Law Chambers
Fajara East
KMC
The Gambia

Actuary

Muhanna & Co
6 Nikou Georgiou Street
Block C Fourth Floor
1095 Nokosia
Cyprus

Registered Office

61 ECOWAS Avenue
Banjul, The Gambia.

Directors Report for the Year Ended 31st December 2022

1. The Directors present the audited financial statements of the corporation for the year ended 31st December 2022.

2. State of Affairs

The results for the year ended 31st December 2022 are as set out in the attached financial statements.

3. Principal Activities

The Corporation acts as the sole pension provider to employees in both public and private sector organisations in The Gambia. The Corporation also operates housing schemes on a mortgage or commercial basis to the general public.

4. Directors

The Directors who held office during the year are as detailed on page 2. None of the Directors who held office had any beneficial interest in the Corporation.

5. Directors Responsibilities for the Financial Statements

The Social Security and Housing Finance Corporation Act 2015 required the Directors to prepare the Financial Statements for each Financial Year which gives a true and fair view of the state of affairs of the Corporation as at the end of the financial year and of its Surplus or Deficit for that period.

In preparing these financial statements, the Directors are required to:

- *Select suitable accounting policies and then apply them consistently;*
- *Make judgements and estimates that are reasonable and prudent;*
- *State whether applicable accounting standards have been followed, subject to any material departures disclosed and explained in the financial statements;*
- *Prepare the financial statements on the going concern basis unless it is inappropriate to presume that the company will continue in business.*

The Directors are responsible for keeping proper accounting records that disclose with reasonable accuracy at any time, the financial position of the Corporation and to enable them to ensure that the financial statements comply with the Social Security Housing Finance Corporation Act 2015.


They are also responsible for safeguarding the assets of the Corporation and hence for taking reasonable steps for the prevention and detection of fraud and other irregularities.

6. External Auditors

The Corporation's external auditor, Augustus Prom-Audit.Tax.Advisory (AP), has expressed their willingness to continue in office in line with the signed engagement letter covering the Financial Period years from 1st January 2021 to 31st December 2024. The Auditor General – National Audit Office is mandated to appoint the Corporation's auditors and Augustus Prom (AP) was appointed for the period as per the engagement letter.

7. Going Concern

The Directors confirmed that it is appropriate to adopt the going concern basis in preparing the financial statements.



By Order of the Board of Directors

Corporation Secretary

By Order of the Board of Directors

Date - 29th December 2023

Federated Pension Fund



Off Bertil Harding Highway, Bakau, P O Box 587, The Gambia - Telephone (220) 4378146/ 4392376 / 4378147
E-mail: admin@augustusprom.com www.augustus-prom.gm

Independent Auditors Reports to the Members of the Social Security Housing Finance Corporation on the Federated Pension Fund

Auditor's Opinion

We have audited the accompanying Financial Statements of the Federated Pension Fund under the Social Security Housing Finance Corporation (SSHFC) which comprises of the Income Statement, Statement of Financial Position, Statement of Changes in Members Fund, Cash Flow Statement and notes to the Financial Statements including a summary of significant Accounting Policies applicable to the Fund.

In our opinion, the Financial Statements give a true and fair view of the Financial Position of the Fund as at 31st December 2022 and of its Financial Performance and its Cash Flows for the year then ended in accordance with Generally Accepted Accounting Principles and in line with the requirements of the SSHFC Act 2015.

Basis of Opinion

We conducted our audit in accordance with International Standards on Auditing (ISAs). Our responsibilities under those standards are further described in the Auditor's Responsibilities for the Audit of the financial Statements section of our report. We are independent of the Corporation in accordance with the International Ethics Standards Board for Accountants' Code of Ethics for Professional Accountants (IESBA Code) together with the ethical requirements that are relevant to our audit of the financial statements in The Gambia and we have fulfilled our other responsibilities in accordance with these requirements and the IESBA Code. We believe that the audit evidence we have obtained is sufficient and appropriate to provide a basis for our opinion.

Other Information

The Directors are responsible for the other information. The other information comprises the General information and the Directors Report as required by the SSHFC Act 2015. The other information does not include the Financial Statements and our auditor's report thereon. Our opinion on the financial statements does not cover the other information and we do not express an audit opinion or any form of assurance conclusion thereon.

In connection with our audit of the Financial Statements, our responsibility is to read the other information and, in doing so, consider whether the other information is materially inconsistent with the financial statements or our knowledge obtained in the audit, or otherwise appears to be materially misstated. If based on the work we have performed, we conclude that there is a material misstatement of this other information; we are required to report the fact. We have nothing to report in this regard.

Responsibilities of the Directors for the Financial Statements

The Directors are responsible for the preparation of financial statements that give a true and fair view in accordance with International Financial Reporting Standards, and in the manner required by the SSHFC Act, 2015 and for such internal controls as management determines is necessary to enable the preparation of financial statements that are free from material misstatement, whether due to fraud or error. In preparing the financial statements, the Directors are responsible for assessing the Corporation's ability to continue as a going concern, disclosing, as applicable, matters related to going concern operations, or have no realistic alternative but to do so. Those charged with governance are responsible for overseeing the Corporation's financial reporting process.

Auditors Responsibilities for the Audit of Financial Statements

Our objectives are to obtain reasonable assurance about whether the financial statements as a whole are free from material misstatement, whether due to fraud or error, and to issue an auditor's report that includes our opinion. Reasonable assurance is a high level of assurance, but is not a guarantee that an audit conducted in accordance with ISAs will always detect a material misstatement when it exists. Misstatement can arise from fraud or error and are considered material if, individually or in the aggregate, they could reasonably be expected to influence the economic decisions of users taken on the basis of these financial statements.

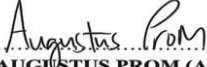
As part of an audit in accordance with ISAs, we exercise professional judgment and maintain professional scepticism throughout the audit. We also:


- *Identify and assess the risk of material misstatement of the financial statements, whether due to fraud or error design and perform audit procedures responsive to those risks, and obtain audit evidence that is sufficient and appropriate to provide a basis for our opinion. The risk of not detecting a material misstatement resulting from fraud is higher than for one resulting from error, as fraud may involve collusion, forgery, intention omissions, misrepresentations, or the override of internal controls.*
- *Obtain an understanding of internal controls relevant to the audit in order to design procedures that are appropriate in the circumstances, but not for the purpose of expressing an opinion on the effectiveness of the Corporation internal controls.*
- *Evaluate the appropriateness of accounting policies used and the reasonableness of accounting estimates and related disclosures made by management.*
- *Conclude on the appropriateness of management's use of the going concern basis of accounting and based on the audit evidence obtained, whether a material uncertainty exists relating to events or conditions that may cast significant doubt on the Corporation's ability to continue as a going concern. If we conclude that a material uncertainty exists, we are required to draw attention in our auditor's report to the related disclosures in the financial statements or, if such disclosures are inadequate, to modify our opinion. Our conclusions are based on the audit evidence obtained up to the date of our auditor's report. However, future events or conditions may cause the Corporation to cease to continue as a going concern.*
- *Evaluate the overall presentation, structure and content of the Financial Statements, including the disclosures, and whether the Corporation's Financial Statements represent the underlying transactions and events in a manner that achieves fair presentation.*

We communicate with those charged with governance regarding, among other matters, the planned scope and timing of the audit and significant audit findings, including any significant deficiencies in internal control that we identify during our audit.

We also provide those charged with governance with a statement that we have complied with relevant ethical requirement regarding independence, and to communicate with them all relationships and other matters that may reasonably be thought to bear on our independence, and where applicable, related safeguards.

The Engagement Partner on the audit resulting in this independent auditor's report is Mr Augustus F. Prom.


.....
AUGUSTUS PROM (AP)
AUDIT.TAX.ADVISORY.
REGISTERED AUDITORS



Date: 29th December 2023

Federated Pension Fund Fund Income statement

For the year ended 31 December 2022

	<i>Notes</i>	31st Dec 2022 D'000	31st Dec 2021 D'000
Income			
Investment Income	2	119,251	121,800
Other Income	3	12,421	14,088
Total Income		131,672	135,888
Expenditure			
General and Administration Expenses	4	(60,576)	(53,665)
Total Expenditure		(60,576)	(53,665)
Surplus for the year		71,096	82,223

The notes on pages 16 to 24 form part of these financial statements



Federated Pension Fund

Statement of Financial Position

As at 31 December 2022

	Notes	31 st Dec 2022 D'000	31 st Dec 2021 D'000
Assets			
Non-Current Assets			
Property, Plant & Equipment	5	226,484	169,432
Equity Investments	6	900,538	900,538
Investments Properties	7	243,810	243,810
Total Non-Current Assets		1,370,832	1,313,780
Current Assets			
Loans to Member Institutes	8	453	7,214
Trade and other receivables	9	659,134	670,982
Other Financial Assets	10	963,658	802,396
Cash & Cash equivalent	11	24,267	16,096
Total Current Assets		1,647,512	1,496,689
Total Assets		3,018,344	2,810,469
Equity and Liabilities			
Capital and Reserves			
Members fund (See page 14)		2,322,785	2,155,725
Revenue reserves (See page 14)		7,050	6,957
Revaluation reserve (See page 14)		561,824	561,824
Total Capital & Reserves		2,891,659	2,724,506
Liabilities			
Current liabilities			
Trade and other payables	13	126,685	85,963
Total Current Liabilities		126,685	85,963
Total Equity and Liabilities		3,018,344	2,810,469

These financial statements were approved by the Board of Directors on

29/12/2023 and were signed on its behalf by:
 Director..... 
 Director..... 

The notes on pages 16 to 24 form part of these financial statements

Federated Pension Fund

Statement of Changes in Members' Fund Reserves

As at 31 December 2022

	Members Fund D'000	Revenue Reserve D'000	Revaluation Reserve D'000	Total D'000
Balance as at 1st January 2021	1,979,544	6,261	561,824	2,547,629
Penalty	-	696	-	696
Contribution Less Benefits (<i>Note 12</i>)	93,958	-	-	93,958
Surplus for the year	82,223	-	-	82,223
Balance as at 31st December 2021	2,155,725	6,957	561,824	2,724,506
Balance as at 1st January 2022	2,155,725	6,957	561,824	2,724,506
Overstatement of Contributions	(500)	-	-	(500)
Penalty	-	93	-	93
Contribution Less Benefits (<i>Note 12</i>)	96,464	-	-	96,464
Surplus for the year	71,096	-	-	71,096
Balance as at 31st December 2022	2,322,785	7,050	561,824	2,891,659

The notes on pages 16 to 24 form part of these financial statements

Federated Pension Fund

Statement of Cash flows

As at 31 December 2022

<i>Notes</i>	31st Dec 2022	31st Dec 2021
	D'000	D'000
Operating Activities		
Surplus for the year	71,096	82,223
Depreciation	9,058	9,127
Loss on disposal of fixed assets	-	-
	<u>80,154</u>	<u>91,350</u>
Movement in Working Capital		
Increase in trade and other receivables	11,848	(60,362)
Increase/ (Decrease) in trade and other payables	40,723	48,980
	<u>52,571</u>	<u>(11,382)</u>
Cash Generated from Operations	132,725	79,968
Investing activities		
(Increase) in Other Financial Assets	(161,262)	(252,907)
Disposal of Property Plant & Equipment	226	700
Purchase of Tangible fixed assets	(66,340)	(22,482)
Changes in Loan to Member Institutions	6,761	6,578
Net Cash Flow from Investing Activities	(220,615)	(268,111)
Financing Activities		
Net Contribution Members	96,464	93,958
Overstatement of Contributions	(500)	-
Penalty	93	696
Net cash flow from Financing Activities	96,057	94,654
Net (Decrease) /Increase in cash and cash equivalent	8,167	(93,489)
Cash and cash equivalent at the beginning of the period	16,100	109,588
Cash and Cash Equivalents at end of the Year	24,267	16,100
	=====	=====

The notes on pages 16 to 24 form part of these financial statements

Federated Pension Fund

Notes to the financial statements

1. Principal Accounting Policies

The following accounting policies have been applied consistently in dealing with items, which are considered material to the Corporation's financial statements.

a) Basis of preparation

The financial statements have been prepared under the historic cost convention and modified by the revaluation of certain assets and in accordance with Generally Accepted Accounting Principles and the SSHFC Act 2015.

b) Property, plant and equipment

Property, plant and equipment are stated at cost less accumulated depreciation. Cost includes all cost incurred in acquiring the asset plus all directly attributable costs incurred in bringing the asset to its present location and condition for the asset to become operational.

Depreciation is provided on property, plant and equipment, excluding land, at annual rates calculated to write off the cost of each asset over its estimated useful life as follows:

<i>Asset category</i>	<i>Rate per annum</i>	<i>Basis</i>
Head office building	1%	Straight line
Mainframe computer	25%	Straight line
Electricity generator	10%	Straight line
Office Equipment	20%	Reducing balance
Office Furniture & Fixtures	10%	Reducing balance
Motor vehicles	33 $\frac{1}{3}$ %	Reducing balance
Office bicycle	33 $\frac{1}{3}$ %	Reducing balance

The National Provident, Housing and Industrial Injuries Compensation Funds are charged proportionate amounts in respect of depreciation on fixed assets purchased by the Pension Fund. This is shown as pension fund re-charge in the financial statements.

c) Investments

Investments held by the Corporation at the balance sheet date are valued as follows:

Current asset investments

Where it is the intention of the Corporation to hold investments to maturity, they are valued at cost. No account is taken of market value whether higher or lower than cost except for treasury bills and discount notes which are stated at cost plus accrued interest.

Investment properties

Investment properties are stated as their revalued amounts.

Equity investment

Equity investments are stated at cost.

d) Revenue Recognition

Investment income represents interest earned on Gambia Government treasury bills, bank term deposit and dividend from equity investments. Interest on treasury bills and bank term deposits investments are accounted for on an accrual basis whereas dividend income is recognise in the financial statement when it is declared by the investee and the Corporation advice accordingly.

e) Contributions

Contributions are accounted for on accrual basis. Contributions due, but not receive at the balance sheet date are estimated on the basis of the most recent contributions received as at that date.

f) Benefits paid

Benefit paid represents all benefits claims paid during the year. This includes lump sum gratuity and periodic pension payment.

g) Allocation of expenditure

Each fund is charged with expenditure which specifically relates to it. Other recurrent expenditure initially borne by the Pension Fund is apportioned based on defined rules to Housing Finance Fund, Federated Pension Fund, National Provident Fund and Industrial Injury Compensation Fund respectively.

h) Foreign Currencies

Monetary assets and liabilities denominated in foreign currencies are translated at the rate of exchange ruling at the balance sheet date.

Transactions in foreign currencies are recorded at the rate ruling at the date of the transaction.

Gains and losses on exchange are transferred to the income statement in the period in which they arise.

i) Provisions

A provision is recognised in the financial statements when the following conditions are met:

The Corporation has a legal or constructive obligation as a result of past events; it is probable that resources embodying economic benefits will be transferred to settle the obligating and the amount can be reliably measured.

	31st Dec 2022	31st Dec 2021
	D'000	D'000
2. Investment Income		
Invest on term deposit	44,607	40,144
Dividend income	58,740	67,462
Rental income	10,163	10,317
Income on Government Bond	5,587	2,874
Gambia Government treasury bills	154	1,003
	119,251	121,800

	31st Dec 2022	31st Dec 2021
	D'000	D'000
3. Other income		
Interest on loans	1,374	1,662
Profit on sale of fixed assets	-	48
Miscellaneous Income	11,047	12,379
	12,421	14,088

Miscellaneous Income

Out of the amount of GMD11.047 Million, an amount of GMD10.65 Million relates to management fees from West African Leisure group.

	31st Dec 2022	31st Dec 2021
	D'000	D'000
4. General & Administrative Expenses		
Staff Cost	44,204	35,324
Administrative expenses	13,098	15,424
Depreciation	3,005	2,647
Audit	270	270
	60,576	53,665

5. Property, Plant & Equipment

	Land D'000	Buildings D'000	Motor Vehicles D'000	Office equipment & furniture D'000	Computer Equipment D'000	Plant & machinery D'000	Work in progress D'000	Total D'000
Cost/Valuation								
At 1 January 2022	66,115	69,725	35,822	25,967	121,063	5,602	13,644	337,938
Additions	-	-	6,380	2,156	6,187	-	51,617	66,340
Reversal	-	-	-	(179)	(53)	-	-	(232)
At 31 December 2022	66,115	69,725	42,202	27,944	127,197	5,602	65,261	404,046
Depreciation								
At 1 January 2022	-	6,664	29,255	15,117	111,867	5,602	-	168,505
Charge for the year	-	697	3,076	1,468	3,816	-	-	9,057
At 31 December 2022	-	7,361	32,331	16,585	115,683	5,602	-	177,562
Net Book Value								
At 31 December 2022	66,115	62,364	9,871	11,359	11,515	-	65,261	226,484
At 31 December 2021	66,115	63,061	6,567	10,850	9,196	-	13,643	169,432

	31st Dec 2022	31st Dec 2021
	D'000	D'000
6. Equity investments		
Equity Investment - CFAO	550	550
Equity Investment – SCB (G) Ltd	212,818	212,818
Equity Investment - NAWEC	4,000	4,000
Equity Investment - AGIB	624	624
Equity Investment – Trust Bank	265,550	265,550
Gam Petroleum Equity	355,297	355,297
GTSC Equity	65,699	65,699
	904,538	904,538
Prov. for Impaired. NAWEC	(4,000)	(4,000)
	900,538	900,538

CFAO

This is an equity holding of 275,218 share, representing 0.82% of total CFAO shares. The value of the investment is stated at cost.

Standard Chartered Bank

SCB is the corporation's share in Standard Chartered Bank (G) LTD. The investment is stated at cost and constitutes 32,965,133 number of shares representing 16.33% of SCB shares.

Trust Bank

TRUST BANK is the corporation's share in Trust Bank (G) LTD. The investment is represents the market value of 73,769,253 number of shares representing 37% of TBL shares. The valuation is obtained from the Ghana Stock Exchange Market.

Gam Petroleum

This is the Corporation's equity investment in Gam Petroleum, a petroleum storage facility in which The Corporation currently holds 15,862,500 shares valued at its most recently traded share price.

Gambia Transport Services Corporation (GTSC)

This was wholly acquired by the Corporation in 2013 currently the company serves as the national transport operator in The Gambia and part of the sub region

Arab Gambia Islamic Bank (AGIB)

The Corporation previously held some shares with AGIB. However , these shares were sold some years back in 2019 the bank notified us that they had given us some bonus shares which we used to write back the equity holding in our books.

	31st Dec 2022	31st Dec 2021
	D'000	D'000
7. Investments Properties		
Cotton Street Building	45,535	45,535
Ocean Bay Hotel	128,850	128,850
Sun Beach Hotel	69,425	69,425
	<u>243,810</u>	<u>243,810</u>

Ocean Bay Hotel and Resort

This is a 100% owned property in the hospitality industry. The property is currently leased to West African Leisure Group and managed through a Management Services Contract.

Sun Beach Hotel

This is a 100% owned property in the hospitality industry. The property is currently leased to West African Leisure Group and managed through a Management Services Contract.

Cotton Street Building

The Cotton Street Building was acquired in 1985 as an investment property and let on tenancy since inception.

	31st Dec 2022	31st Dec 2021
	D'000	D'000
8. Loans to Member Institution		
Loan to Gam. Govt. (Police Line Barracks)	675	675
Loan to Gam. Govt. (LC2012/008 John Deere)	52,226	52,226
Gambia International Airlines (GIA)	15,720	15,720
FPS Loan to GTSC	453	7,214
	69,074	75,835
<i>Less Provisions</i>		
Provision for GIA Loan	(15,720)	(15,720)
Provision for Gambia Government Loan	(52,226)	(52,226)
Provision Gam. Govt. (Police Line Barracks)	(675)	(675)
	453	7,214

Loan to Gambia Government – Police Barracks

The Gambia Government Police Barracks is expenditures incurred by the Corporation on behalf of the Government with regard to Improvements at the Police Barracks. This was a directive from the Gambia Government. There were no loan repayment schedules or agreements. This loan carries no interest.

Loan to Gambia Government – LC John Deere

This was a Government directive for a loan to be given to the Gambia Government. There was no loan repayment schedule or agreements and the loan carries no interest.

Gambia International Loan (GIA Loan)

GIA loan was given in 2006 at an interest rate of 20% for 30 Months. However, the loan was restructured in July 2014 over a period of 5 Years at an interest rate of 1%.

Gambia Transport Service Corporation (GTSC)

This was a loan of GMD65.712 Million given to GTSC in March 2016 at an interest rate of 17%, payable over a period of 36 Months. However in February 2018, the outstanding balance of GMD32.856 Million was restructured for a period of another 3 years at an interest rate of 17% per Annum

	31st Dec 2022	31st Dec 2021
	D'000	D'000
9. Trade & Other Receivables		
Contribution Receivable	37,265	24,252
Interfund Current Account – Housing & Provident	444,717	514,599
Sundry Debtors	651	651
Monthly Pensions Advance (Loan)	14,340	2,409
Prepayments	1,879	-
Inc. Receivable –Rental Income	31,708	12,190
Staff Loan	129,812	118,422
Staff Club Loan	243	288
General Suspense	351	3
	660,966	672,814
<i>Less: Provisions</i>		
Provision for Doubtful Contributions	-	-
For Ex Staff Loan	(1,832)	(1,832)
	659,134	670,982

	Cost	Interest		
	D'000	Accrued	2022	2021
	D'000	D'000	D'000	D'000
Bank term deposits	781,997	25,813	807,810	751,211
Gambia Government Bonds	151,624	4,224	155,848	33,245
Gambia Government Treasury Bills	-	-	-	17,940
	933,621	30,037	963,658	802,396

	31st Dec 2022	31st Dec 2021
	D'000	D'000
11. Cash & Cash Equivalent		
Cash at Bank	24,244	16,080
Cash at Hand	23	16
	<u>24,267</u>	<u>16,096</u>

	31st Dec 2022	31st Dec 2021
	D'000	D'000
12. Net Contribution from Members		
Contribution	307,099	243,648
Benefit and Refunds	(64,570)	(55,596)
Periodic Pension Payments	(146,065)	(94,094)
	<u>96,464</u>	<u>93,958</u>

	31st Dec 2022	31st Dec 2021
	D'000	D'000
13. Trade & Other Payables		
Interfund Loan NPF	24,121	24,124
Interfund Current Account – IICF	93,074	53,584
General Suspense – Contribu. Dir. Transf.	3,595	1,605
Unclaimed Pensions	-	665
Deferred Pension	-	217
Sundry Creditors	4,897	4,995
GRA Withholding Tax	998	772
	<u>126,685</u>	<u>85,962</u>

Unclaimed Pensions

These are in respect of pensions paid but not collected by the pensioners as at year end.

General Suspense – Contribution Direct Transfers

These are direct transfers into various accounts of the Corporation pending confirmation of the source and purpose of payment for proper classification.

Gambia Revenue Authority (GRA) Withholding Tax

These are withholding tax deducted from Contractors payments but remittances to the Gambia Revenue Authority is yet to be effected by the Corporation.

National Provident Fund (NPF)



Off Bertil Harding Highway, Bakau, P O Box 587, The Gambia - Telephone (220) 4378146/ 4392376 / 4378147
E-mail: admin@augustusprom.com www.augustus-prom.gm

Independent Auditors Reports to the Members of the Social Security Housing Finance Corporation on the National Provident Fund

Qualified Auditor's Opinion

We have audited the accompanying Financial Statements of the National Provident Fund (NPF) under the Social Security Housing Finance Corporation (SSHFC) which comprises of the Income Statement, Statement of Financial Position, Statement of Changes in Members Fund and Reserve, Cash Flow Statement and notes to the Financial Statements including a summary of significant Accounting Policies applicable to the Fund.

In our opinion, except for the matter described in the Basis for Qualified Opinion section of our report, the Financial Statements give a true and fair view of the Financial Position of the Fund as at 31st December 2022 and of its Financial Performance and its Cash Flows for the year then ended in accordance with Generally Accepted Accounting Principles and in line with the requirements of the SSHFC Act 2015.

Basis of Qualified Opinion

On the 12th August 2022 a letter was written to the Managing Director from the Office of the President to upgrade the Public Transport System, and on the 17th August 2022, SSHFC responded stating that this will be a loan to Government payable within 5 years at an interest rate of 6% making it yearly payments of GMD132.8 Million which the Government responded on the 18th August 2022 agreeing to a payment plan for 5 years commencing on 1st January 2023. Furthermore, there was another letter dated 15th December 2022 received by SSHFC from the office of the Vice President stating that ‘‘following conclusions with relevant Government stakeholders on the supply of seventy (70) buses to GTSC for public transport, you are hereby advised to redirect the loan agreement to GTSC.

Legally the above indicates an offer and acceptance between the Government of The Gambia and SSHFC which acts as the basis of a Contract/Agreement. Taking into account that to form a contract, there must be an offer made by one party which is accepted by the other party, a contract is formed legally. However in the event of a counter offer between the parties which materially changes the terms of the original offer and acceptance, it serves as a rejection to the initial offer and acceptance and completely voids the original offer and thus the original offer can no longer be accepted. The letter sent on the 15th December 2022 from GOTG transferring the loan to GTSC serves as a counter offer and has voided the initial acceptance and in the absence of a contract between SSHFC and GTSC, there is no valid agreement covering the loan. We further sent a confirmation to

Government to confirm the loan balance and we have not received a confirmation. Due to the absence of a loan agreement or an independent confirmation from the Government of The Gambia, we are unable to express an opinion on the total assets of the National Provident Fund considering the GMD315.382 Million accounts for 7.18% of total Assets.

We conducted our audit in accordance with International Standards on Auditing (ISAs). Our responsibilities under those standards are further described in the Auditor's Responsibilities for the Audit of the financial Statements section of our report. We are independent of the Corporation in accordance with the International Ethics Standards Board for Accountants' Code of Ethics for Professional Accountants (IESBA Code) together with the ethical requirements that are relevant to our audit of the financial statements in The Gambia and we have fulfilled our other responsibilities in accordance with these requirements and the IESBA Code. We believe that the audit evidence we have obtained is sufficient and appropriate to provide a basis for our opinion.

Other Information

The Directors are responsible for the other information. The other information comprises the General information and the Directors Report as required by the SSHFC Act 2015. The other information does not include the Financial Statements and our auditor's report thereon. Our opinion on the financial statements does not cover the other information and we do not express an audit opinion or any form of assurance conclusion thereon.

In connection with our audit of the Financial Statements, our responsibility is to read the other information and, in doing so, consider whether the other information is materially inconsistent with the financial statements or our knowledge obtained in the audit, or otherwise appears to be materially misstated. If based on the work we have performed, we conclude that there is a material misstatement of this other information; we are required to report the fact. We have nothing to report in this regard.

Responsibilities of the Directors for the Financial Statements

The Directors are responsible for the preparation of financial statements that give a true and fair view in accordance with International Financial Reporting Standards, and in the manner required by the SSHFC Act, 2015 and for such internal controls as management determines is necessary to enable the preparation of financial statements that are free from material misstatement, whether due to fraud or error. In preparing the financial statements, the Directors are responsible for assessing the Corporation's ability to continue as a going concern, disclosing, as applicable, matters related to going concern operations, or have no realistic alternative but to do so. Those charged with governance are responsible for overseeing the Corporation's financial reporting process.

Auditors Responsibilities for the Audit of Financial Statements

Our objectives are to obtain reasonable assurance about whether the financial statements as a whole are free from material misstatement, whether due to fraud or error, and to issue an auditor's report that includes our opinion. Reasonable assurance is a high level of assurance, but is not a guarantee that an audit conducted in accordance with ISAs will always detect a material misstatement when it exists. Misstatement can arise from fraud or error and are considered material if, individually or in the aggregate, they could reasonably be expected to influence the economic decisions of users taken on the basis of these financial statements.


As part of an audit in accordance with ISAs, we exercise professional judgment and maintain professional scepticism throughout the audit. We also:

- *Identify and assess the risk of material misstatement of the financial statements, whether due to fraud or error design and perform audit procedures responsive to those risks, and obtain audit evidence that is sufficient and appropriate to provide a basis for our opinion. The risk of not detecting a material misstatement resulting from fraud is higher than for one resulting from error, as fraud may involve collusion, forgery, intention omissions, misrepresentations, or the override of internal controls.*
- *Obtain an understanding of internal controls relevant to the audit in order to design procedures that are appropriate in the circumstances, but not for the purpose of expressing an opinion on the effectiveness of the Corporation internal controls.*
- *Evaluate the appropriateness of accounting policies used and the reasonableness of accounting estimates and related disclosures made by management.*
- *Conclude on the appropriateness of management's use of the going concern basis of accounting and based on the audit evidence obtained, whether a material uncertainty exists relating to events or conditions that may cast significant doubt on the Corporation's ability to continue as a going concern. If we conclude that a material uncertainty exists, we are required to draw attention in our auditor's report to the related disclosures in the financial statements or, if such disclosures are inadequate, to modify our opinion. Our conclusions are based on the audit evidence obtained up to the date of our auditor's report. However, future events or conditions may cause the Corporation to cease to continue as a going concern.*
- *Evaluate the overall presentation, structure and content of the Financial Statements, including the disclosures, and whether the Corporation's Financial Statements represent the underlying transactions and events in a manner that achieves fair presentation.*

We communicate with those charged with governance regarding, among other matters, the planned scope and timing of the audit and significant audit findings, including any significant deficiencies in internal control that we identify during our audit.

We also provide those charged with governance with a statement that we have complied with relevant ethical requirement regarding independence, and to communicate with them all relationships and other matters that may reasonably be thought to bear on our independence, and where applicable, related safeguards.

The Engagement Partner on the audit resulting in this independent auditor's report is Mr Augustus F. Prom.


.....
AUGUSTUS PROM (AP)
AUDIT.TAX.ADVISORY.
REGISTERED AUDITORS



Date: 29th December 2023

National Provident Fund

Fund Income Statement

For the Year Ended 31 December 2022



	<i>Notes</i>	31st Dec. 2022 GMD'000	31st Dec. 2021 GMD'000
Income			
Investment Income	2	139,376	196,088
Other Income	3	106,440	184,842
Total Income		245,816	380,930
Expenditure			
General and Administrative Expenses	4	(104,240)	(63,625)
Provision for Bad & Doubtful Debt	7	-	(1,050)
Total Expenditure		(104,240)	(64,675)
Surplus before Interest on Members Fund		141,576	316,255
Interest on Members Fund		(72,762)	(117,999)
Net Surplus for the Year		68,814	198,256

The notes on pages 34 to 43 form part of these financial statements

National Provident Fund Statement of Financial Position

As at 31 December 2022

	<i>Notes</i>	31st Dec 2022 GMD'000	31st Dec 2021 GMD'000
Assets			
Non-Current Assets			
Equity investments	5	712,340	712,220
Investment property	6	888,175	888,175
Total Assets		1,600,515	1,600,395
Current Assets			
Trade and Other receivables	7	315,905	457,626
Loans to Member Institution	8	491,562	185,521
Other financial assets	9	1,792,007	1,650,161
Cash and Cash Equivalent –	10	188,636	77,078
Total Current Assets		2,788,110	2,370,386
Total Assets		4,388,625	3,970,781
Equity & Liabilities			
Capital and Reserves			
Members' Fund – See Page 32		5,114,289	4,719,418
Revenue reserves – See Page 32		20,376	15,259
Revaluation reserve – See Page 32		352,129	352,129
Accumulated Reserve – See Page 32		(1,324,192)	(1,391,695)
Total Capital & Reserves		4,162,602	3,695,111
Liabilities - Current Liabilities			
Trade and Other payables	12	226,023	275,670
Total Current Liabilities		226,023	275,670
Total Equity and Liabilities		4,388,625	3,970,781

These financial statements were approved by the Board of Directors on
29/12/2023 and were signed on its behalf by:
 Director.....  Director..... 

The notes on pages 34 to 43 form part of these financial statements

National Provident Fund Statement of Changes in Members' Fund and Reserves

As at 31 December 2022

	Members Fund D'000	Revenue Reserve D'000	Revaluation Reserve D'000	Accumulated Reserve D'000	Total D'000
Balance as at 1 January 2021	4,233,561	12,113	352,129	(1,589,953)	3,007,850
Penalty Contributions	-	3,146	-	-	3,146
Contribution less benefits – <i>Note 12</i>	367,858	-	-	-	367,858
Interest on member's fund – <i>Note 13</i>	117,999	-	-	-	117,999
Surplus for the Year	-	-	-	198,258	198,258
Balance as at 31 December 2021	4,719,418	15,259	352,129	(1,391,695)	3,695,111
Balance as at 1 January 2022	4,719,418	15,259	352,129	(1,391,695)	3,695,111
Penalty Contributions	-	5,117	-	-	5,117
Contribution less benefits – <i>Note 12</i>	322,109	-	-	-	322,109
Interest on member's fund – <i>Note 13</i>	72,762	-	-	-	72,762
Reversal of Over Provision for GFFI	-	-	-	(1,309)	(1,309)
Surplus for the Year	-	-	-	68,814	68,814
Opening Balance Difference – <i>Understatement of 2021 Profit</i>	-	-	-	(2)	(2)
Balance as at 31 December 2022	5,114,289	20,376	352,129	(1,324,192)	4,162,602

The notes on pages 34 to 43 form part of these Financial Statement

National Provident Fund Statement of Cash flow

For the year ended 31 December 2022

<i>Notes</i>	31st Dec 2022 D'000	31st Dec 2021 D'000
Cash Flows from Operating Activities		
Surplus for the year before Interest on Members Fund	141,576	316,255
Movement in Working Capital		
Increase in trade and other receivables	141,720	(271,792)
(Decrease) /Increase in trade and other payables	(49,649)	(127,766)
Bad Debt Provision	(1,309)	-
Opening Balance Difference – 2021 Surplus Understated	2	-
Cash Generated from Operating Activities	232,340	(83,303)
Cash Flows from Investing Activities		
Purchase of equity investment	(120)	-
Increase in Other Financial Assets	9 (141,846)	(286,015)
Changes in Loan to Member Institution	(306,042)	3,153
Increase in Investment Properties	-	(25,235)
Net Cash (Outflows) from Investing Activities	(448,008)	(308,097)
Cash Flow from Financing activities		
Penalty	5,117	3,146
Net Contribution from Members	322,109	367,858
Net Cash Inflow from Financing Activities	327,226	371,004
Net increase in cash and cash equivalent	111,558	(20,394)
Cash and Cash Equivalent at the beginning of the period	77,078	97,474
Cash & Cash equivalents at End of the Year	188,636	77,080

The notes on pages 34 to 43 form part of these Financial Statements

Notes to the Financial Statements

1. Principal accounting policies

The following accounting policies have been applied consistently in dealing with items, which are considered material to the Corporation's financial statements.

a) Basis of preparation

The financial statements have been prepared under the historic cost convention and modified by the revaluation of certain assets and in accordance with Generally Accepted Accounting Principles and the Social Security Act 2015.

b) Property, plant and equipment

Property, plant and equipment are stated at cost less accumulated depreciation. Cost includes all cost incurred in acquiring the asset plus all directly attributable costs incurred in bringing the asset to its present location and condition for the asset to become operational.

Depreciation is provided on property, plant and equipment, excluding land, at annual rates calculated to write off the cost of each asset over its estimated useful life as follows:

<i>Asset category</i>	<i>Rate per annum</i>	<i>Basis</i>
Head office building	1%	Straight line
Mainframe computer	25%	Straight line
Electricity generator	10%	Straight line
Office Equipment	20%	Reducing balance
Office Furniture & Fixtures	10%	Reducing balance
Motor vehicles	33 ¹ / ₃ %	Reducing balance
Office bicycle	33 ¹ / ₃ %	Reducing balance

The National Provident, Housing and Industrial Injuries Compensation Funds are charged proportionate amounts in respect of depreciation on fixed assets purchased by the Pension Fund. This is shown as pension fund re-charge in the financial statements.

c) Investments

Investments held by the Corporation at the balance sheet date are valued as follows:

Current asset investments

Where it is the intention of the Corporation to hold investments to maturity, they are valued at cost. No account is taken of market value whether higher or lower than cost except for treasury bills and discount notes which are stated at cost plus accrued interest.

Investment properties

Investment properties are stated as their revalued amounts.

Equity investment

Equity investments are stated at cost.

d) Revenue Recognition

Investment income represents interest earned on Gambia Government treasury bills, bank term deposit and dividend from equity investments. Interest on treasury bills and bank term deposits investments are accounted for on an accrual basis whereas dividend income is recognise in the financial statement when it is declared by the investee and the Corporation advice accordingly.

e) Contributions

Contributions are accounted for on accrual basis. Contributions due, but not receive at the balance sheet date are estimated on the basis of the most recent contributions received as at that date.

f) Benefits paid

Benefit paid represents all benefits claims paid during the year. This includes lump sum gratuity and periodic pension payment.

g) Allocation of expenditure

Each fund is charged with expenditure which specifically relates to it. Other recurrent expenditure initially borne by the Pension Fund is apportioned based on defines rules to Housing Finance Fund, Federated Pension Fund, National Provident Fund and Industrial Injury Compensation Fund respectively.

h) Foreign Currencies

Monetary assets and liabilities denominated in foreign currencies are translated at the rate of exchange ruling at the balance sheet date.

Transactions in foreign currencies are recorded at the rate ruling at the date of the transaction.

Gains and losses on exchange are transferred to the income statement in the period in which they arise.

i) Provisions

A provision is recognised in the financial statements when the following conditions are met:

The Corporation has a legal or constructive obligation as a result of past events; it is probable that resources embodying economic benefits will be transferred to settle the obligating and the amount can be reliably measured.

	31st Dec. 2022	31st Dec. 2021
	D'000	D'000
2. Investment Income		
Income on Bank Term Deposits	81,441	72,388
Income on Govt T Bills	2,198	13,049
Dividend Income Gam Petroleum	-	30,407
Rental income (NTC Complex)	9,696	29,169
Rental Income Old law Court	-	162
Lease income Ocean Bay	22,876	28,040
Income on Government Bond	23,165	22,873
	139,376	196,088
	<hr/>	<hr/>
	31st Dec. 2022	31st Dec. 2021
	D'000	D'000
3. Other Income		
Corporate Loan Interest	-	432
Sundry Income	106,440	184,492
Student loan Interest	-	(83)
	106,440	184,841
	<hr/>	<hr/>
	31st Dec. 2022	31st Dec. 2021
	D'000	D'000
4. General & Administrative Expenses		
Operating Expenses	68,212	40,274
Administrative Expenses	30,696	19,729
Depreciation	4,995	3,285
Audit	337	337
	104,240	63,625
	<hr/>	<hr/>

	31st Dec. 2022	31st Dec. 2021
	D'000	D'000
5. Equity Investments		
Qatari Investments	133,725	133,605
Gallia Holdings	162,180	162,180
Gam Petroleum	398,608	398,608
Gambia Transport Services Corporation (GTSC)	246,810	246,810
	941,323	941,203
<i>Less Provision;</i>		
Qatari Equity	(66,803)	(66,803)
Gallia Holdings	(162,180)	(162,180)
	712,340	712,220

Qatari Investments

Qatari Investment relates to the Gam Food & Feed Industries (GFFI) which was a venture gone into by the Government of The Gambia. The Corporation received a Government Directive to invest into the venture and based on the direct, the total % owned by the Corporation is 65%. In April 2023, the Shareholders of the Qatari Investment mainly SSHFC, GPA and GNPC signed a Concession agreement to Rehabilitate, Operate, Manage and transfer The Gambia Food and Feed Industries (GFFI) with ECOTRA Group Ltd and returns are expected from the arrangement in 2023 going forward.

Gallia Holdings

Gallia Holdings relates to SSHFC's Investment in the joint venture between the Government of The Gambia and Gallia Holdings Ltd with regard to Investments in Ferries. The Investment was a directive from the Government of The Gambia.

Gampetroleum

The Gam-Petroleum Investment is the Corporations investment share in the Petroleum Storage Facility in which the approval was granted by a Government Directive.

Gambia Transport Service Corporation (GTSC)

Gambia Transport Service Corporation (GTSC), the former Gambia Public Transportation Company (GPTC) has been acquired by the corporation and named after Gambia Transport Service Corporation (GTSC) which is a 100% Subsidiary of the Corporation.

	31st Dec. 2022	31st Dec. 2021
	D'000	D'000
6. Investment Property		
Old Law Court	73,415	73,415
NTC Complex	274,785	274,785
NPF Ocean Bay Equity	244,465	244,465
Sunbeach Hotel	270,275	270,275
No. 4 Russel Street	25,235	25,235
	888,175	888,175

Old Law Court

This is an investment property located in Banjul, acquired for rental purposes. The property is currently demolished and being appraised for a new viable options. The property, is held at its market value as at July 2019.

NTC Complex

Thus was acquired in 2012 and let out to tenants on annual basis. The property was revalued in 2018 to market value.

Ocean Bay Equity

Ocean Bay Hotel and Resort is 100% owned asset of the Corporation in the Hospitality Industry. It is currently leased to West Africa Leisure Group and managed through a Management Service Contract.

Sunbeach Hotel

Sun Beach Hotel is a 100% owned asset of the Corporation in the Hospitality Industry. It is currently leased to West Africa Leisure Group and managed through a Management Service Contract.

No. 4 Russel Street

This is an investment property located in Banjul, acquired for rental purposes. The property, is held at its market value as at 2021 during the year of purchase.

	31st Dec. 2022	31st Dec. 2021
	D'000	D'000
7. Trade & Other Receivables		
Contributions Receivable	168,414	162,905
Sundry Debtors	5,534	6,644
Interfund –HFF	42,543	227,964
Interfund loan - FPS	24,124	24,124
Rent receivables	71,162	36,939
General Suspense	5,178	100
	316,955	458,676
<i>Less Provisions:</i>		
Prov. Staff Loan Default	(1,050)	(1,050)
	315,905	457,626
8. Loan to Member Institutions		
Loan to Gamcel	49,293	49,293
Loan to Gambia Government (1)	571,694	653,365
Gam Govt. Loan (BUSES)	315,382	-
Loan to Gambia Government (2)	152,611	152,611
Loan to GGC	19,720	19,720
Loan to NAWEC	(8,352)	-
Loan to NAWEC – Generator (BOT)	74,517	74,517
Gambia Government (Police Barracks)	2,125	2,125
Loan to NAWEC (ITFC Loan)	4,795	4,675
Loan to Gambia Government (LC 2012/008 John Deere)	4,866	4,866
Loan to Gam. Govt. (OP)	141,573	141,573
Loan Guarantee GRTS	46,950	46,950
GGC Loan Guarantee	133,304	133,504
GCAA Fire Tenders & Ambulance	87,600	91,600
Loan to GFFI	1,309	1,309
NPF Loan to GTSC (2)	135,119	135,119
	1,732,506	1,511,225
<i>Less Provisions:</i>		
Loan to NAWEC	(650,886)	(732,556)
Loan to GCAA	(87,600)	(91,600)
Loan to GRTS	(46,950)	(46,950)
Loan to GGC	(153,024)	(153,424)
Loan to Gam. Govt	(299,050)	(299,050)
Loan to Gam. Govt. (Police Barracks)	(2,125)	(2,125)
Provisions for doubtful debt	(1,309)	-
	491,562	185,521

Loan to Gamcel

The loan to Gamcel was a directive to the Corporation to give a loan to Gamcel to upgrade their Internet Facility.

Loan to Gambia Government

These loans to the government of The Gambia represent partial calls on guarantee in respect of loans taken by Gamco, GRTS and others at Trust Bank Limited which the Corporation guarantee. It also takes into account other loans taken by the Government. These guarantees and loans were based on Government directives received. There are no loan repayment schedules or agreements and the loans carry no interest. These loans have been fully provided for.

GGC Loan Guarantee

The Corporation was given a directive to act as guarantor to GGC as collateral in the event of default in their loans. GGC defaulted and SSHFC had to settle the loan by liquidating investments (term deposits) and capture it as a loan to GGC. There are no loan repayment schedules or agreements and the loan carry no interest. The loan has been fully provided for.

Loan to Nawec

The loan to National Water and Electricity Company (Nawec) represents an amount of D118 Million awarded during the last quarter of 2007 at an interest rate of 17% per annum and repayable over four years from December 2008.

Loans to Nawec - Generator BOT

In October 2010, SSHFC and the Gambia Government signed an engineering Procurement Construction (EPC). An agreement for the installation, testing and commission of two existing HFO - fired generators at the Brikama Power Plant. There are no loan repayment schedules of agreements. These loans carry no interest.

Gambia Government Police Barracks

The Gambia Government Police Barracks is expenditure incurred by the Corporation on behalf of the Government with regards to improvements at the Police Barracks. This was a directive from the Government and all expenditures have been grouped under the Government of The Gambia, Police Barracks. There are no loan repayment schedules or agreements. These loans carry no interest. There are no loan repayable schedules or agreements. These loans have fully been provided for.

Loans to NAWEC - ITFC

The NAWEC - ITFC relates to loan repayments NAWEC to the Islamic Trade Finance Corporation in which Nawec did not meet up with repayment obligations. The Corporation had to step in to settle the repayments based on directives from the Government of The Gambia and now capture as a loan to NAWEC. There are no loan repayment schedules or agreements. These loans carry no interest.

Loan to Gambia Government – (LC John Deere)

These loans are loans to The Gambia Government in which a directive was given for the corporation to settle the LC with regard to the John Deere agricultural machinery ordered to boost the Agriculture Sector. There are no loan repayment schedules or agreements and the loans carry no interest. These loans have been fully provided for.

Loan to Gambia Government (OP)

The Loan to The Gambia Government represents an amount of D41.8 million awarded in the first quarter of 2010. An additional amount of USD 1Million was granted in March 2011, USD 0.2 Million and D6.4 million were awarded in June 2011 and August 2011 respectively. There are no loan repayment schedules or agreements and the loans carry no interest. These loans have been fully provided for.

Loan to GRTS

The Loan to Gambia Radio and Television Services represents a guarantee SSHFC made in respect of a loan granted by Trust Bank Limited to GRTS. GRTS failed to meet their repayment obligations and the Bank debited SSHFC's account. SSHFC classified the amount as a loan to GRTS. There are no loan repayment schedules or agreements and the loans carry no interest. These loans have been fully provided for.

GGC Loan Guarantee

The Corporation was given a directive to act as guarantor to GGC as collateral in the event of default in their loans. GGC defaulted and SSHFC had to settle the loan and capture it as a loan to GGC. There are no loan repayable schedules or agreements and the loans carry no interest. The loan has been fully provided for.

GCAA Fire Tenders & Ambulances

These are loans to GCAA as per directives from the Government to finance the purchase of fire Tenders & ambulances for Banjul International Airport. There are no loan repayment schedules or agreements and the loans carry no interest. These loans have been fully provided for.

Loans to Gam Food & Feed Industries (GFFI)

GFFI is a venture gone into by The Government of The Gambia to invest in Food and Feed Industry. This was expenditure on behalf of the Government based on directives issued with regard to the investment and to be re-paid to the Corporation. There are no loan repayment schedules or agreements and the loans carry no interest.

NPF Loan to GTSC (2)

This is a loan to GTSC for the purchase of 25 new buses during the year. The loan is to be paid over 10 years at 12% interest on reducing balance basis.

Gam. Govt. Loan Transfer (ITFC/ISDB)

This loan related to amounts previously owed by NAWEC and transferred to Gambia Government through a memorandum of understanding signed on July 16, 2020 at no interest for the period of five years commencing March 2021. Repayments are made every six months.

9. Other Financial Assets

	Cost	Interest Accrued	2022	2021
	D'000	D'000	D'000	D'000
Gambia Govt T Bills	-	2,489	2,489	111,633
Bank Term Deposits	1,445,826	47,008	1,492,834	1,278,698
Gambia Govt T Bills	287,473	9,211	296,684	259,830
	1,733,299	58,708	1,792,007	1,650,161

10. Cash & Cash Equivalent

	31st Dec. 2022	31st Dec. 2021
	D'000	D'000
Cash at Bank	188,636	77,078
	188,636	77,078

	31st Dec. 2022	31st Dec. 2021
	D'000	D'000
11. Net Contributions from Members		
Contributions	439,157	477,847
Benefits & Refunds	(117,048)	(109,989)
	<u>322,109</u>	<u>367,858</u>
	<hr/>	<hr/>
12. Trade & Other Payables		
Sundry Creditors	337	1,270
General Suspense Contribution Direct Transfer	17,376	9,335
Inter-Fund Current Account IICF	208,310	265,065
	<u>226,023</u>	<u>275,670</u>
	<hr/>	<hr/>

13. Interest on Members Funds

This represents amounts credited to Members of the Provident Fund based on the performance of the Fund. An interest of GMD72.761 Million as at 31st December 2022 with an actual percentage of 1.98% credited to members (2021; GMD117,999 Million at 2.60%) was credited to the members accounts. The performance of the fund is arrived at by calculating the average return on members' fund, less the cost of running the fund.

Housing Finance Fund



Off Bertil Harding Highway, Bakau, P O Box 587, The Gambia - Telephone (220) 4378146/ 4392376 / 4378147
E-mail: admin@augustusprom.com www.augustus-prom.gm

Independent Auditors Reports to the Members of the Social Security Housing Finance Corporation on the Housing Finance Fund

Auditor's Opinion

We have audited the accompanying Financial Statements of the Housing Finance Fund under the Social Security Housing Finance Corporation (SSHFC) which comprises of the Income Statement, Statement of Financial Position, Statement of Changes in Reserves, Cash Flow Statement and notes to the Financial Statements including a summary of significant Accounting Policies applicable to the Fund.

In our opinion, the Financial Statements give a true and fair view of the Financial Position of the Fund as at 31st December 2022 and of its Financial Performance and its Cash Flows for the year then ended in accordance with Generally Accepted Accounting Principles and in line with the requirements of the SSHFC Act 2015.

Basis of Opinion

We conducted our audit in accordance with International Standards on Auditing (ISAs). Our responsibilities under those standards are further described in the Auditor's Responsibilities for the Audit of the financial Statements section of our report. We are independent of the Corporation in accordance with the International Ethics Standards Board for Accountants' Code of Ethics for Professional Accountants (IESBA Code) together with the ethical requirements that are relevant to our audit of the financial statements in The Gambia and we have fulfilled our other responsibilities in accordance with these requirements and the IESBA Code. We believe that the audit evidence we have obtained is sufficient and appropriate to provide a basis for our opinion.

Other Information

The Directors are responsible for the other information. The other information comprises the General information and the Directors Report as required by the SSHFC Act 2015. The other information does not include the Financial Statements and our auditor's report thereon. Our opinion on the financial statements does not cover the other information and we do not express an audit opinion or any form of assurance conclusion thereon.

In connection with our audit of the Financial Statements, our responsibility is to read the other information and, in doing so, consider whether the other information is materially inconsistent with the financial statements or our knowledge obtained in the audit, or otherwise appears to be materially misstated. If based on the work we have performed, we conclude that there is a material misstatement of this other information; we are required to report the fact. We have nothing to report in this regard.

Responsibilities of the Directors for the Financial Statements

The Directors are responsible for the preparation of financial statements that give a true and fair view in accordance with International Financial Reporting Standards, and in the manner required by the SSHFC Act, 2015 and for such internal controls as management determines is necessary to enable the preparation of financial statements that are free from material misstatement, whether due to fraud or error. In preparing the financial statements, the Directors are responsible for assessing the Corporation's ability to continue as a going concern, disclosing, as applicable, matters related to going concern operations, or have no realistic alternative but to do so. Those charged with governance are responsible for overseeing the Corporation's financial reporting process.

Auditors Responsibilities for the Audit of Financial Statements

Our objectives are to obtain reasonable assurance about whether the financial statements as a whole are free from material misstatement, whether due to fraud or error, and to issue an auditor's report that includes our opinion. Reasonable assurance is a high level of assurance, but is not a guarantee that an audit conducted in accordance with ISAs will always detect a material misstatement when it exists. Misstatement can arise from fraud or error and are considered material if, individually or in the aggregate, they could reasonably be expected to influence the economic decisions of users taken on the basis of these financial statements.


As part of an audit in accordance with ISAs, we exercise professional judgment and maintain professional scepticism throughout the audit. We also:


- *Identify and assess the risk of material misstatement of the financial statements, whether due to fraud or error design and perform audit procedures responsive to those risks, and obtain audit evidence that is sufficient and appropriate to provide a basis for our opinion. The risk of not detecting a material misstatement resulting from fraud is higher than for one resulting from error, as fraud may involve collusion, forgery, intention omissions, misrepresentations, or the override of internal controls.*
- *Obtain an understanding of internal controls relevant to the audit in order to design procedures that are appropriate in the circumstances, but not for the purpose of expressing an opinion on the effectiveness of the Corporation internal controls.*
- *Evaluate the appropriateness of accounting policies used and the reasonableness of accounting estimates and related disclosures made by management.*
- *Conclude on the appropriateness of management's use of the going concern basis of accounting and based on the audit evidence obtained, whether a material uncertainty exists relating to events or conditions that may cast significant doubt on the Corporation's ability to continue as a going concern. If we conclude that a material uncertainty exists, we are required to draw attention in our auditor's report to the related disclosures in the financial statements or, if such disclosures are inadequate, to modify our opinion. Our conclusions are based on the audit evidence obtained up to the date of our auditor's report. However, future events or conditions may cause the Corporation to cease to continue as a going concern.*
- *Evaluate the overall presentation, structure and content of the Financial Statements, including the disclosures, and whether the Corporation's Financial Statements represent the underlying transactions and events in a manner that achieves fair presentation.*

We communicate with those charged with governance regarding, among other matters, the planned scope and timing of the audit and significant audit findings, including any significant deficiencies in internal control that we identify during our audit.

We also provide those charged with governance with a statement that we have complied with relevant ethical requirement regarding independence, and to communicate with them all relationships and other matters that may reasonably be thought to bear on our independence, and where applicable, related safeguards.

The Engagement Partner on the audit resulting in this independent auditor's report is Mr Augustus F. Prom.


.....
AUGUSTUS PROM (AP)
AUDIT.TAX.ADVISORY.
REGISTERED AUDITORS



Date: 29th December 2023

Housing Finance Fund Fund Income Statement

For the year ended 31 December 2022

	<i>Notes</i>	31st Dec. 2022 D'000	31st Dec. 2021 D'000
Income			
Project Income	2	13,608	15,477
Investment Income	3	3,137	7,098
Other Income	4	4,281	2,779
Total Income		<u>21,026</u>	<u>25,354</u>
Expenditure			
Project Cost	5	(3,193)	(3,194)
General and Administrative Expenses	6	(124,429)	(64,658)
Impairment of Investment Properties		-	(131,474)
Total Expenditure		<u>(127,622)</u>	<u>(199,326)</u>
(Deficit)/Surplus for the Year		<u>(106,596)</u>	<u>(173,972)</u>



The notes on pages 53 to 62 form part of these financial statements

Housing Finance Fund Statement of Financial Position

As at 31 December 2022

		31 st Dec. 2022 D'000	31 st Dec. 2021 D'000
Assets	<i>Notes</i>		
Non-Current Assets			
Property, plant and equipment	7	1,807	2,952
Equity Investments	8	28,407	28,407
Investments Properties	9	109,092	107,387
Mortgages	10a	109,414	121,809
Total Non-Current Assets		248,720	260,555
Current assets			
Trade and Other Receivables	11	-	7,405
Other Financial Assets	12	20,535	102,906
Mortgages	10b	30,519	64,047
Cash and Cash equivalent	13	14,116	234,480
Total Current Assets		65,170	408,838
Total Assets		313,890	669,393
Equity and Liabilities			
Capital and Reserves			
Revaluation reserve – Page 51		82,682	82,682
Accumulated Reserves – Page 51		(40,919)	65,677
Total Capital & Reserves		41,763	148,359
Current liabilities			
Trade and Other Payables	14	272,127	521,034
Total liabilities		272,127	521,034
Total Equity and Liabilities		313,890	669,393

These financial statements were approved by the Board of Directors on

29/12/2023 and were signed on its behalf by:
 Director..... 
 Director..... 

The notes on pages 53 to 62 form part of these financial statements

Housing Finance Fund Statement of changes in Reserves

As at 31 December 2022

	Accumulated Reserve D'000	Revaluation Reserve D'000	Total D'000
Balance as at 1 January 2021	239,649	82,682	322,331
Revaluation Surplus	-	-	-
Surplus for the year	(173,972)	-	(173,972)
	<hr/>	<hr/>	<hr/>
Balance as at 31 December 2021	65,677	82,682	148,359
	<hr/>	<hr/>	<hr/>
Balance as at 1 January 2022	65,677	82,682	148,359
Revaluation Surplus	-	-	-
Deficit for the year	(106,596)	-	(106,596)
	<hr/>	<hr/>	<hr/>
Balance as at 31 December 2022	(40,919)	82,682	41,763
	<hr/>	<hr/>	<hr/>

The Notes on Pages 53 to 62 form an integral part of these Financial Statements

Housing Finance Fund Statement of Cash Flow

As at 31 December 2022

<i>Notes</i>	31st Dec. 2022	31st Dec. 2021
	D'000	D'000
Cash Flow from operating Activities		
Operating (Deficit)/ Profit for the year	(106,596)	(173,972)
Depreciation	1,333	704
(Profit)/ Loss on disposal of fixed assets	-	-
Impairment on Investment Property	-	29,245
Movement in Work in Progress	-	2,962
	<u>(105,263)</u>	<u>(141,061)</u>
Movement in Working Capital		
Increase in Trade and Other Receivables	7,405	152,309
Increase in trade and other payables	(248,907)	177,355
Decrease in Financial Assets	82,371	(12,542)
Decrease in Current Mortgages	33,529	(16,201)
Cash Generated from Operations	<u>(125,602)</u>	<u>159,860</u>
Cash Flows from Investing Activities		
Purchase of Tangible Assets	(188)	(2,742)
Changes in Mortgages	12,395	-
Decrease in Investment Properties	(1,705)	-
Decrease in Equity Investment	-	14,516
Net Cash Flow from Investing Activities	<u>10,502</u>	<u>11,774</u>
Net (Decrease)/Increase in Cash & Cash Equivalent	(220,363)	171,634
Cash and Cash Equivalent at the beginning of the Period	234,480	62,846
Cash and Cash Equivalents at 31 December	<u>14,117</u>	<u>234,480</u>
	=====	=====

The notes on pages 53 to 62 form an integral part of these financial statements

Notes to the financial statements

1. Principal Accounting Policies

The following accounting policies have been applied consistently in dealing with items, which are considered material to the Corporation's financial statements.

a) Basis of preparation

The financial statements have been prepared under the historic cost convention and modified by the revaluation of certain assets and in accordance with Generally Accepted Accounting Principles and the Social Security Act 2015.

b) Property, plant and equipment

Property, plant and equipment are stated at cost less accumulated depreciation. Cost includes all cost incurred in acquiring the asset plus all directly attributable costs incurred in bringing the asset to its present location and condition for the asset to become operational.

Depreciation is provided on property, plant and equipment, excluding land, at annual rates calculated to write off the cost of each asset over its estimated useful life as follows:

<i>Asset category</i>	<i>Rate per annum</i>	<i>Basis</i>
Head office building	1%	Straight line
Mainframe computer	25%	Straight line
Electricity generator	10%	Straight line
Office Equipment	20%	Reducing balance
Office Furniture & Fixtures	10%	Reducing balance
Motor vehicles	33 ¹ / ₃ %	Reducing balance
Office bicycle	33 ¹ / ₃ %	Reducing balance

The National Provident, Housing and Industrial Injuries Compensation Funds are charged proportionate amounts in respect of depreciation on fixed assets purchased by the Pension Fund. This is shown as pension fund re-charge in the financial statements.

c) Investments

Investments held by the Corporation at the balance sheet date are valued as follows:

Current asset investments

Where it is the intention of the Corporation to hold investments to maturity, they are valued at cost. No account is taken of market value whether higher or lower than cost except for treasury bills and discount notes which are stated at cost plus accrued interest.

Investment properties

Investment properties are stated as their revalued amounts.

Equity investment

Equity investments are stated at cost.

d) Revenue Recognition

Investment income represents interest earned on Gambia Government treasury bills, bank term deposit and dividend from equity investments. Interest on treasury bills and bank term deposits investments are accounted for on an accrual basis whereas dividend income is recognise in the financial statement when it is declared by the investee and the Corporation advice accordingly.

e) Allocation of Expenditure

Each fund is charged with expenditure which specifically relates to it. Other recurrent expenditure initially borne by the Pension Fund is apportioned based on defined rules to Housing Finance Fund, Federated Pension Fund, National Provident Fund and Industrial Injury Compensation Fund respectively.

f) Foreign Currencies

Monetary assets and liabilities denominated in foreign currencies are translated at the rate of exchange ruling at the balance sheet date.

Transactions in foreign currencies are recorded at the rate ruling at the date of the transaction.

Gains and losses on exchange are transferred to the income statement in the period in which they arise.

g) Provisions

A provision is recognised in the financial statements when the following conditions are met:

The Corporation has a legal or constructive obligation as a result of past events; it is probable that resources embodying economic benefits will be transferred to settle the obligating and the amount can be reliably measured.

	31st Dec. 2022	31st Dec. 2021
	D'000	D'000
2. Mortgage Income		
Mortgage Interest	5,693	5,206
Mortgage sales Jabang	-	2,815
Mortgage sales Tujereng	-	(25)
Outright sales Brikama	2,150	1,525
Outright sales Tujereng	808	331
Outright sales Jabang	-	370
Outright sales Bru 2	4,957	5,255
	<u>13,608</u>	<u>15,477</u>
	31st Dec. 2022	31st Dec. 2021
	D'000	D'000
3. Investment Income		
Bank Deposit Interest	1,302	5,315
Income on Govt. Bond	1,802	1,717
Dividend income	33	66
	<u>3,137</u>	<u>7,098</u>
	31st Dec. 2022	31st Dec. 2021
	D'000	D'000
4. Other income		
Rent income HFF Bakoteh	-	41
Rental Income HFF Kanifing	2	17
Rental income Bru1/Ext	680	640
Exchange gain	10	-
Rental income Tujereng	-	60
Miscellaneous Income	281	631
Rental income Basse guest houses	755	663
Profit on Sales of Fixed Assets	1,820	-
Rental income Janjanbureh guest houses	169	170
Rental income Mansa Konko guest houses	564	557
	<u>4,281</u>	<u>2,779</u>

	31st Dec. 2022	31st Dec. 2021
	D'000	D'000
5. Project Cost		
HFF Research & Dev. Cost	1,376	-
HFF Infrastructure contract cost	-	2,962
Other contract cost	1,410	100
Miscellaneous expenses	387	107
Land Compensation / Purchase	20	25
	<u>3,193</u>	<u>3,194</u>
	31st Dec. 2022	31st Dec. 2021
	D'000	D'000
6. General & Administrative Expenses		
Staff Cost	39,361	30,076
Administrative expenses	82,691	30,758
Depreciation	1,333	704
Pension Fund Recharge	755	2,831
Audit Fees	289	289
	<u>124,429</u>	<u>64,658</u>

7. Property, Plant & Equipment,

	Motor Vehicles D'000	Motor Cycle D'000	Computer Equipment D'000	Fixtures & Fittings D'000	Office Equipment D'000	Total D'000
Cost/Valuation						
At 1 January 2022	3,995	553	3,389	1,162	858	9,957
Additions	-	-	-	188	-	188
Disposals	-	-	-	-	-	-
At 31 December 2022	3,995	553	3,389	1,350	858	10,145
Depreciation						
At 1 January 2022	2,483	395	2,893	616	618	7,005
Charge for the year	992	78	158	57	48	1,333
Disposals	-	-	-	-	-	-
At 31 December 2022	3,475	473	3,051	673	666	8,338
Net Book Value						
At 31 December 2022	520	80	338	677	192	1,807
At 31 December 2021	1,512	158	496	546	240	2,952

	31st Dec. 2022	31st Dec. 2021
	D'000	D'000
8. Equity Investments		
Standard Chartered Bank	27,396	27,396
Gambia Transport Services Corporation	1,011	1,011
	<u>28,407</u>	<u>28,407</u>
	=====	=====

Standard Chartered Bank

SCB is the corporation's share in Standard Chartered Bank (G) Ltd. The investment is stated at market value and constitutes 32,965,133 number of shares representing 16.33%.

Gambia Transport Services Corporation (GTSC)

This was fully acquired by the corporation in 2013 currently the company serves as the national transport operator in the Gambia and part of the sub region.

	31st Dec. 2022	31st Dec. 2021
	D'000	D'000
9. Investment Properties		
Bakoteh Housing Estate	15,360	15,360
Kanifing Market	14,131	14,110
Kanifing School	23,850	23,850
HFF Basse investment property	14,727	13,043
HFF Mansakonko investment property	8,705	8,705
HFF Janjanbureh investment property	5,315	5,315
Apartment Building – Bru 2	12,630	12,630
Tujereng Sample House	5,935	5,935
Land Purchase Lamin Makumbaya	30,000	30,000
Land Purchase Kanifing Industrial Area	15,000	15,000
HFF Brusubi (2) Sample House	8,439	8,439
	154,092	152,387
Less Provision;		
Prov.for Impaired Kanifing Indu. Inves Property	(15,000)	(15,000)
Prov. for Impaired Lamin Makumbaya prop.	(30,000)	(30,000)
	109,092	107,387

Bakoteh Market

The Bakoteh market investment property was recognised initially in 1985 at cost, after initial recognised the properties were measured and carried at fair value. However, the last revolution was in 2019

Kanifing Market / School

The Kanifing (market/school) investment property was recognised initially in 1995 at cost, after initial recognised the properties were measured and carried at fair value. However, the last revolution was in 2019

Basse, Mansakonko and Janjanbureh Guest Houses

The Basse, Mansakonko and Janjanbureh Guest House investment property were handed over by the Gambia Government to SSHFC to manage. These properties are valued in 2019 and are measured and carried at fair value now.

Brusubi Apartment Building PH 1&2

This investment property were initially recognised in 2009 and are measured and carried at fair value now.

Tujereng Sample House

This investment property were initially recognised in 2015 and are measured and carried at fair value now.

Lamin Makumbaya

This investment property represents 300 plots purchase from Mam Sait in 2009. The property was initially recognised at cost. In 2021, a 100% provision was raised due to a legal issue with the land in which management is unable to provide the ownership documents of the Property. .

Kanifing Industrial Area

This investment property was initially recognised in 2009 at cost. This property was on offer from the Gambia Government to purchase the land. Due to serious encroachment by Government, the land is deemed irrecoverable hence impaired.

HFF Brusubi (2) Sample House

This is a research and development project geared towards the vision of affordable housing. The property is revalued in 2019 and are measured and carried at fair value.

	31st Dec. 2022	31st Dec. 2021
	D'000	D'000
10. Mortgage Receivables		
10.A Long Term Mortgage Debtors		
Lt Mortgage debtors Bakoteh Housing Estate	36	36
Lt Mortgage debtors Kanifing Housing Estate	4,772	5,120
Lt Mortgage debtors Brusubi	21,996	25,578
Lt Mortgage debtors Tujereng Housing Estate	6,790	9,356
Lt Mortgage debtors Jabang Housing Estate	352	352
Lt Mortgage debtors BRU 1/EXT	72,425	77,268
Lt Mortgage debtors Brikama/Jamisa	3,043	4,099
	109,414	121,809
10.B Current Mortgage Debtors		
Mortgage debtors Bakoteh Housing Estate	13	13
Mortgage debtors Kanifing Housing Estate	1,207	1,603
Mortgage debtors Brusubi	18,017	24,643
Mortgage debtors Tujereng Housing Estate	6,057	3,786
Mortgage debtors Jabang Housing Estate	2,133	2,276
Mortgage debtors BRU 1/Ext	3,875	31,699
Mortgage debtors Brikama/Jamisa	5,144	5,956
	36,446	69,975
<i>Less Provisions for Bad & Doubtful Debts;</i>		
Bakoteh Mortgage Debtors	(62)	(62)
Kanifing Mortgage Debtors	(3,559)	(3,559)
Brusubi Mortgage Debtors	(2,307)	(2,307)
	30,518	64,047

	31st Dec. 2022	31st Dec. 2021
	D'000	D'000
11. Trade & Other Receivables		
HFF Infrast. Cost Kanilai	34,943	34,943
Deferred Cost compt. House Kanilai	66,532	66,532
Interest Suspense	-	1,005
Inc. Received HFC Proceed of Liquidation	-	6,400
	<u>101,475</u>	<u>108,880</u>
Prov. for Impaired Lamin Makumbaya	(34,943)	(34,943)
Prov. for Impaired Infrast. Cost Kanilai	(66,532)	(66,532)
	<u>-</u>	<u>7,405</u>
	=====	=====

HFF Infrast. Cost Kanilai

The infrastructure cost relates to water, electricity and road construction in respect of Kanilai Housing Project. A 100% Provision was raised in 2021 due to the recoverability of the balance being doubtful.

Deferred Cost Compt. House Kanilai

The deferred cost relates to the construction of 25 completed housing units in respect of Kanilai Housing Project. In 2021, a 100% Provision was raised due to the recoverability of the balance being doubtful.

12. Other Financial Investment

	Cost	Interest Accrued	2022	2021
	D'000	D'000	D'000	D'000
Bank term deposit	-	-	-	82,280
Gambia Government Bond	20,478	57	20,535	20,626
	<u>20,478</u>	<u>57</u>	<u>20,535</u>	<u>102,906</u>
	<u>20,478</u>	<u>57</u>	<u>20,535</u>	<u>102,906</u>
	=====	=====	=====	=====

	31st Dec. 2022	31st Dec. 2021
	D'000	D'000
13. Cash & Cash Equivalent		
Cash at Bank	14,116	234,480
	<u>14,116</u>	<u>234,480</u>
	31st Dec. 2022	31st Dec. 2021
	D'000	D'000
14. Trade & Other Payables		
HFF Contract creditors	775	3,178
Sundry Creditors	3,964	3,175
Dept. of Lands & Survey	85	94
General Suspense	(14)	(14)
Inter Fund Account – <i>See Note 14a</i>	252,871	514,601
Interest Suspense	14,446	-
	<u>272,127</u>	<u>521,034</u>

14a. Inter Fund Account

The Inter Fund balance relates to recurrent expenses apportioned from FPS, IICF and NPF to be paid by the Housing Fund. There is a loan from the then FiBank settled on behalf of HFF by NPF.

Industrial Injury Compensation Fund



Off Bertil Harding Highway, Bakau, P O Box 587, The Gambia - Telephone (220) 4378146/ 4392376 / 4378147
E-mail: admin@augustusprom.com www.augustus-prom.gm

Independent Auditors Reports to the Members of the Social Security Housing Finance Corporation on the Industrial Injury Compensation Fund

Auditor's Opinion

We have audited the accompanying Financial Statements of the Industrial Injury Compensation Fund under the Social Security Housing Finance Corporation (SSHFC) which comprises of the Income Statement, Statement of Financial Position, Statement of Changes in Members Fund and Reserves, Cash Flow Statement and notes to the Financial Statements including a summary of significant Accounting Policies applicable to the Fund.

In our opinion, the Financial Statements give a true and fair view of the Financial Position of the Fund as at 31st December 2022 and of its Financial Performance and its Cash Flows for the year then ended in accordance with Generally Accepted Accounting Principles and in line with the requirements of the SSHFC Act 2015.

Basis of Opinion

We conducted our audit in accordance with International Standards on Auditing (ISAs). Our responsibilities under those standards are further described in the Auditor's Responsibilities for the Audit of the financial Statements section of our report. We are independent of the Corporation in accordance with the International Ethics Standards Board for Accountants' Code of Ethics for Professional Accountants (IESBA Code) together with the ethical requirements that are relevant to our audit of the financial statements in The Gambia and we have fulfilled our other responsibilities in accordance with these requirements and the IESBA Code. We believe that the audit evidence we have obtained is sufficient and appropriate to provide a basis for our opinion.

Other Information

The Directors are responsible for the other information. The other information comprises the General information and the Directors Report as required by the SSHFC Act 2015. The other information does not include the Financial Statements and our auditor's report thereon. Our opinion on the financial statements does not cover the other information and we do not express an audit opinion or any form of assurance conclusion thereon.

In connection with our audit of the Financial Statements, our responsibility is to read the other information and, in doing so, consider whether the other information is materially inconsistent with the financial statements or our knowledge obtained in the audit, or otherwise appears to be materially misstated. If based on the work we have performed, we conclude that there is a material misstatement of this other information; we are required to report the fact. We have nothing to report in this regard.

Responsibilities of the Directors for the Financial Statements

The Directors are responsible for the preparation of financial statements that give a true and fair view in accordance with International Financial Reporting Standards, and in the manner required by the SSHFC Act, 2015 and for such internal controls as management determines is necessary to enable the preparation of financial statements that are free from material misstatement, whether due to fraud or error. In preparing the financial statements, the Directors are responsible for assessing the Corporation's ability to continue as a going concern, disclosing, as applicable, matters related to going concern operations, or have no realistic alternative but to do so. Those charged with governance are responsible for overseeing the Corporation's financial reporting process.

Auditors Responsibilities for the Audit of Financial Statements

Our objectives are to obtain reasonable assurance about whether the financial statements as a whole are free from material misstatement, whether due to fraud or error, and to issue an auditor's report that includes our opinion. Reasonable assurance is a high level of assurance, but is not a guarantee that an audit conducted in accordance with ISAs will always detect a material misstatement when it exists. Misstatement can arise from fraud or error and are considered material if, individually or in the aggregate, they could reasonably be expected to influence the economic decisions of users taken on the basis of these financial statements.


As part of an audit in accordance with ISAs, we exercise professional judgment and maintain professional scepticism throughout the audit. We also:


- *Identify and assess the risk of material misstatement of the financial statements, whether due to fraud or error design and perform audit procedures responsive to those risks, and obtain audit evidence that is sufficient and appropriate to provide a basis for our opinion. The risk of not detecting a material misstatement resulting from fraud is higher than for one resulting from error, as fraud may involve collusion, forgery, intention omissions, misrepresentations, or the override of internal controls.*
- *Obtain an understanding of internal controls relevant to the audit in order to design procedures that are appropriate in the circumstances, but not for the purpose of expressing an opinion on the effectiveness of the Corporation internal controls.*
- *Evaluate the appropriateness of accounting policies used and the reasonableness of accounting estimates and related disclosures made by management.*
- *Conclude on the appropriateness of management's use of the going concern basis of accounting and based on the audit evidence obtained, whether a material uncertainty exists relating to events or conditions that may cast significant doubt on the Corporation's ability to continue as a going concern. If we conclude that a material uncertainty exists, we are required to draw attention in our auditor's report to the related disclosures in the financial statements or, if such disclosures are inadequate, to modify our opinion. Our conclusions are based on the audit evidence obtained up to the date of our auditor's report. However, future events or conditions may cause the Corporation to cease to continue as a going concern.*
- *Evaluate the overall presentation, structure and content of the Financial Statements, including the disclosures, and whether the Corporation's Financial Statements represent the underlying transactions and events in a manner that achieves fair presentation.*

We communicate with those charged with governance regarding, among other matters, the planned scope and timing of the audit and significant audit findings, including any significant deficiencies in internal control that we identify during our audit.

We also provide those charged with governance with a statement that we have complied with relevant ethical requirement regarding independence, and to communicate with them all relationships and other matters that may reasonably be thought to bear on our independence, and where applicable, related safeguards.

The Engagement Partner on the audit resulting in this independent auditor's report is Mr Augustus F. Prom.


.....
AUGUSTUS PROM (AP)
AUDIT.TAX.ADVISORY.
REGISTERED AUDITORS



Date: 29th December 2023

Industrial Injury Compensation Fund Fund Income Statement

For the year ended 31 December 2022

	<i>Notes</i>	31st Dec. 2022 GMD'000	31st Dec. 2021 GMD'000
Income			
Investment Income	2	9,555	14,137
Other Income	3	332	15,050
Total Income		9,887	29,187
Expenditure			
General and Administration Expenses	4	(11,485)	(8,173)
Total Expenditure		(11,485)	(8,173)
Surplus for the year		(1,598)	21,014

The notes on pages 72 to 78 form part of these financial statements



Industrial Injury Compensation Fund Statement of Financial Position

As at 31 December 2022

	Notes	31 st Dec. 2022 D'000	31 st Dec. 2021 D'000
Assets			
Non-Current Assets			
Investments	5	2,085	2,085
Equity Investment	6	58,221	58,221
Total Non-Current Assets		60,306	60,306
Current Assets			
Loans to Other Institutions	7	-	-
Trade and Other Receivables	8	121,109	100,714
Other Financial Assets	9	229,608	200,756
Cash and Cash Equivalent	10	11,612	3,663
Total Current Assets		362,329	305,133
Total Assets		422,635	365,439
Equity and Liabilities			
Capital and Reserves			
Members Fund – See Page 70		365,598	351,105
Revenue Reserve – See Page 70		1,294	1,234
Revaluation Reserve – See Page 70		12,421	12,421
Total Capital & Reserves		379,313	364,760
Liabilities			
Current Liabilities			
Trade and Other payables	12	43,322	679
Total Equity and Liabilities		422,635	365,439

These financial statements were approved by the Board of Directors on

29/12/2023 and were signed on its behalf by:

Director.....  Director..... 

The notes on pages 72 to 78 form part of these financial statements

Industrial Injury Compensation Fund Statement of Changes in Members' Fund and Reserves

As at 31 December 2021

	Members Fund D'000	Revenue Reserve D'000	Revaluation Reserve D'000	Total D'000
Balance as at 1 January 2021	315,459	1,150	12,421	329,029
Net contribution for the year	14,632	-	-	14,632
Penalty Payment	-	84	-	84
Surplus for the year	21,014	-	-	21,014
Balance as at 31 December 2021	351,105	1,234	12,421	364,760
Balance as at 1 January 2022	351,105	1,234	12,421	364,760
Net contribution for the year	16,091	-	-	16,091
Penalty Payment	-	60	-	60
Surplus for the year	(1,598)	-	-	(1,598)
Balance as at 31 December 2021	365,598	1,294	12,421	379,313

The notes on pages 72 to 78 form part of these financial statement

Industrial Injury Compensation Fund Statement of Cash Flow

	<i>Notes</i>	31st Dec 2022 D'000	31st Dec 2021 D'000
Operating activities			
Surplus for the year		(1,598)	21,014
		<u>(1,598)</u>	<u>21,014</u>
Movement in working capital			
Decrease in trade and other receivables		(20,395)	36,495
Decrease in trade and other payables		42,643	(1,081)
		<u>20,650</u>	<u>56,428</u>
Net Cash flow used in Operating Activities			
Investing activities			
Increase in Financial Assets		(28,852)	(92,669)
		<u>16,091</u>	<u>14,632</u>
Net Contributions from Members		60	84
Penalty Contribution		<u>16,151</u>	<u>14,716</u>
		<u>7,949</u>	<u>(21,525)</u>
Net (Decrease) /Increase in Cash and Cash equivalent			
Cash and Cash Equivalent at the beginning of the period		3,663	25,188
		<u>11,612</u>	<u>3,663</u>
Cash and Cash Equivalents at 31st December			
		=====	=====

The notes on pages 72 to 78 form part of the financial statements

Notes to the Financial Statements

1. Principal Accounting Policies

The following accounting policies have been applied consistently in dealing with items, which are considered material to the Corporation's financial statements.

a) Basis of preparation

The financial statements have been prepared under the historic cost convention and modified by the revaluation of certain assets and in accordance with Generally Accepted Accounting Principles and the SSHFC Act.

b) Property, plant and equipment

Property, plant and equipment are stated at cost less accumulated depreciation. Cost includes all cost incurred in acquiring the asset plus all directly attributable costs incurred in bringing the asset to its present location and condition for the asset to become operational.

Depreciation is provided on property, plant and equipment, excluding land, at annual rates calculated to write off the cost of each asset over its estimated useful life as follows:

<i>Asset category</i>	<i>Rate per annum</i>	<i>Basis</i>
Head office building	1%	Straight line
Mainframe computer	25%	Straight line
Electricity generator	10%	Straight line
Office Equipment	20%	Reducing balance
Office Furniture & Fixtures	10%	Reducing balance
Motor vehicles	33 ¹ / ₃ %	Reducing balance
Office bicycle	33 ¹ / ₃ %	Reducing balance

The National Provident, Housing and Industrial Injuries Compensation Funds are charged proportionate amounts in respect of depreciation on fixed assets purchased by the Pension Fund. This is shown as pension fund re-charge in the financial statements.

c) Investments

Investments held by the Corporation at the balance sheet date are valued as follows:

Current asset investments

Where it is the intention of the Corporation to hold investments to maturity, they are valued at cost. No account is taken of market value whether higher or lower than cost except for treasury bills and discount notes which are stated at cost plus accrued interest.

Investment properties

Investment properties are stated as their revalued amounts.

Equity investment

Equity investments are stated at cost.

d) Revenue Recognition

Investment income represents interest earned on Gambia Government treasury bills, bank term deposit and dividend from equity investments. Interest on treasury bills and bank term deposits investments are accounted for on an accrual basis whereas dividend income is recognise in the financial statement when it is declared by the investee and the Corporation advice accordingly.

e) Contributions

Contributions are accounted for on accrual basis. Contributions due, but not receive at the balance sheet date are estimated on the basis of the most recent contributions received as at that date.

f) Benefits paid

Benefit paid represents all benefits claims paid during the year. This includes lump sum gratuity and periodic pension payment.

g) Allocation of expenditure

Each fund is charged with expenditure which specifically relates to it. Other recurrent expenditure initially borne by the Pension Fund is apportioned based on defined rules to Housing Finance Fund, Federated Pension Fund, National Provident Fund and Industrial Injury Compensation Fund respectively.

h) Foreign Currencies

Monetary assets and liabilities denominated in foreign currencies are translated at the rate of exchange ruling at the balance sheet date.

Transactions in foreign currencies are recorded at the rate ruling at the date of the transaction.

Gains and losses on exchange are transferred to the income statement in the period in which they arise.

i) Provisions

A provision is recognised in the financial statements when the following conditions are met:

The Corporation has a legal or constructive obligation as a result of past events; it is probable that resources embodying economic benefits will be transferred to settle the obligating and the amount can be reliably measured.

	31st Dec. 2022	31st Dec. 2021
	D'000	D'000
2. Investment Income		
Gambia Government treasury bills	680	2,697
Income on Term Deposit	5,400	5,229
Dividend Income	-	2,725
Rental Income	178	182
Income on Gambia Government Bonds	3,297	3,304
	<u>9,555</u>	<u>14,137</u>

	31st Dec. 2022	31st Dec. 2021
	D'000	D'000
3. Other income		
Miscellaneous Income	332	15,050
	<u>332</u>	<u>15,050</u>

	31st Dec. 2022	31st Dec. 2021
	D'000	D'000
4. General & Administrative expenses		
Staff cost	6,555	4,758
Administrative expenses	4,547	3,012
Pension Fund Recharge (Depreciation)	302	365
Audit	81	38
	<u>11,485</u>	<u>8,173</u>

	31st Dec. 2022	31st Dec. 2021
	D'000	D'000
5. Investment		
Ocean Bay Hotel and Resort	2,085	2,085
	<u>2,085</u>	<u>2,085</u>
	=====	=====

Ocean Bay Hotel and Resort is a 100% Subsidiary of the Corporation. This investment is split between the Federated Pension Fund, National Provident Fund and Industrial Injury Compensation Fund.

	31st Dec. 2022	31st Dec. 2021
	D'000	D'000
6. Equity Investment		
Gam petroleum	39,221	39,221
Gambia transport Service Company	19,000	19,000
	<u>58,221</u>	<u>58,221</u>
	=====	=====

Gam-petroleum

This is the Corporation's equity investment in Gam Petroleum storage facility in which 2.6% of the Investment was funded by the Industrial Injury Compensation Fund.

Gambia Transport Service Corporation

Gambia Transport Service Corporation on 2013. Currently the company serves as the national transport operator in The Gambia. This investment is split between the Federated Pension Fund, National Provident Fund and Industrial Injury Compensation Fund.

	31st Dec. 2022	31st Dec. 2021
	D'000	D'000
7. Loan to Member Institutions		
Gambia Civil Aviation Authority (GCAA)	35,250	35,250
Loan to Gam Government – Office of the President	15,000	15,000
GGC Loan Guarantee	69,000	69,000
	<u>119,250</u>	<u>119,250</u>
<i>Less Provision for Bad & Doubtful Debt;</i>		
Gambia Civil Authority (GCAA) Loan	(35,250)	(35,250)
Gambia Government - Office of The President	(15,000)	(15,000)
GGC Loan Guaranty	(69,000)	(69,000)
	<u>-</u>	<u>-</u>

Gambia Civil Aviation Authority

These are loans to GCAA as per Directives from the Government of The Gambia for the purchase of Tenders and Ambulances for Banjul International Airport. There are no loan repayment schedules or agreements and no interest charged.

Loan to Gambia Government – Office of the President

These loans to the Government of the Gambia represents partial calls on guarantee in respect of loans taken by GAMTEL, GAMCO and GRTS at Trust Bank Limited which the Corporation guaranteed. These guarantees and loans were based on Government directives received. There are no loan repayment schedules or agreements and no interest charged.

GGC Loan Guarantee

The Corporation was given a directive to act as a guarantee to GGC as collateral in the event of default in their loans. GGC defaulted and SSHFC had to settle the loan and capture it as a loan to GGC. There are no loan repayments schedules or agreements and no interest charged.

	31 st Dec. 2022 D'000	31 st Dec. 2021 D'000
8. Trade and Other Receivables		
Contribution Receivables	10,541	9,618
Sundry Debtors and Prepayments	237	97
Rental Income Receivable	734	244
Inter-fund current Acc.NPF/Housing	14,173	34,818
Inter-fund Current Acc. Housing	2,354	2,353
Inter fund Current Acc. Funds	93,070	53,584
	<u>121,109</u>	<u>100,714</u>
	=====	=====
<i>Less Provision for Bad and Doubtful Debt</i>		
Provision for Doubt Contribution	-	-
	<u>121,109</u>	<u>100,714</u>
	=====	=====

9. Other Financial Assets

	Cost D'000	Int. Accrued D' 000	31-Dec-22 D'000	31-Dec-21 D'000
Gambia Government Treasury bills	-	358	358	43,322
Gambia Government Bonds	37,382	1,115	38,497	38,696
Bank Term Deposit	188,600	2,153	190,753	118,738
	<u>225,982</u>	<u>3,626</u>	<u>229,608</u>	<u>200,756</u>
	=====	=====	=====	=====
			31 st Dec. 2022 D'000	31 st Dec. 2021 D'000

10. Cash & Cash Equivalent

Cash at Bank	11,612	3,663
	<u>11,612</u>	<u>3,663</u>
	=====	=====

	31st Dec. 2022	31st Dec. 2021
	D'000	D'000
11. Net Contribution from Members		
Contribution	18,349	16,398
Benefit and Refunds	(716)	(585)
Period Pension Payment	(1,542)	(1,181)
	<u>16,091</u>	<u>14,632</u>
	=====	=====
	31st Dec. 2022	31st Dec. 2021
	D'000	D'000
12. Trade and Other Payable		
General Suspense	26	2
Sundry Creditors	3	-
Inter fund Current Acc. Pension fund	42,540	-
Gen. Susp. Contribution Dir. Transferred	753	677
	<u>43,322</u>	<u>679</u>
	=====	=====

Consolidated Income Statement & Balance Sheet

Consolidated Income Statement

For the year ended 31 December 2022

	31st Dec 2022	31st Dec 2021
	D'000	D'000
Income		
Investment Income	271,319	339,123
Project Income	13,608	15,477
Other Income	123,474	216,759
Total Income	408,401	571,359
Expenditure		
Project Cost	(3,193)	(3,194)
General & Administrative Expenses	(300,730)	(190,121)
Provision for Bad & Doubtful Debt	-	(1,050)
Total Expenditure	(303,923)	(194,365)
Surplus before Impairment	104,478	376,994
Impairment of Investment Properties	-	(131,471)
Interest on Members Fund	(72,762)	(117,999)
Net Money Available for Investment	31,716	127,524

Consolidated Net Assets Statement

As at 31 December 2022

	31 st Dec 2022 D'000	31 st Dec 2021 D'000
Assets –Non Current Assets		
Property, plant and Equipment	228,291	172,384
Equity Investments	1,699,506	1,699,387
Investment Properties	1,243,162	1,241,457
Mortgages	109,414	121,809
Total Non Current Assets	3,280,373	3,235,037
Current Assets		
Trade and other receivables	1,110,264	1,236,727
Loans to Member Institutes	492,015	192,735
Other Financial assets	3,005,808	2,756,219
Mortgages	30,519	64,047
Cash and cash equivalent	224,515	331,317
Total Current Assets	4,863,121	4,581,045
Total Assets	8,143,494	7,816,082
Equity and Liabilities		
Capital & Reserves		
Members Fund	7,802,672	7,226,248
Revenue reserve	28,720	23,450
Revaluation reserve	1,009,056	1,009,056
Accumulated Fund	(1,365,111)	(1,326,018)
Total Capital & Reserves	7,475,337	6,932,736
Current Liabilities		
Trade and Other Payables	668,157	883,346
Total Liabilities	668,157	883,346
Total Equity and Liabilities	8,143,494	7,816,082